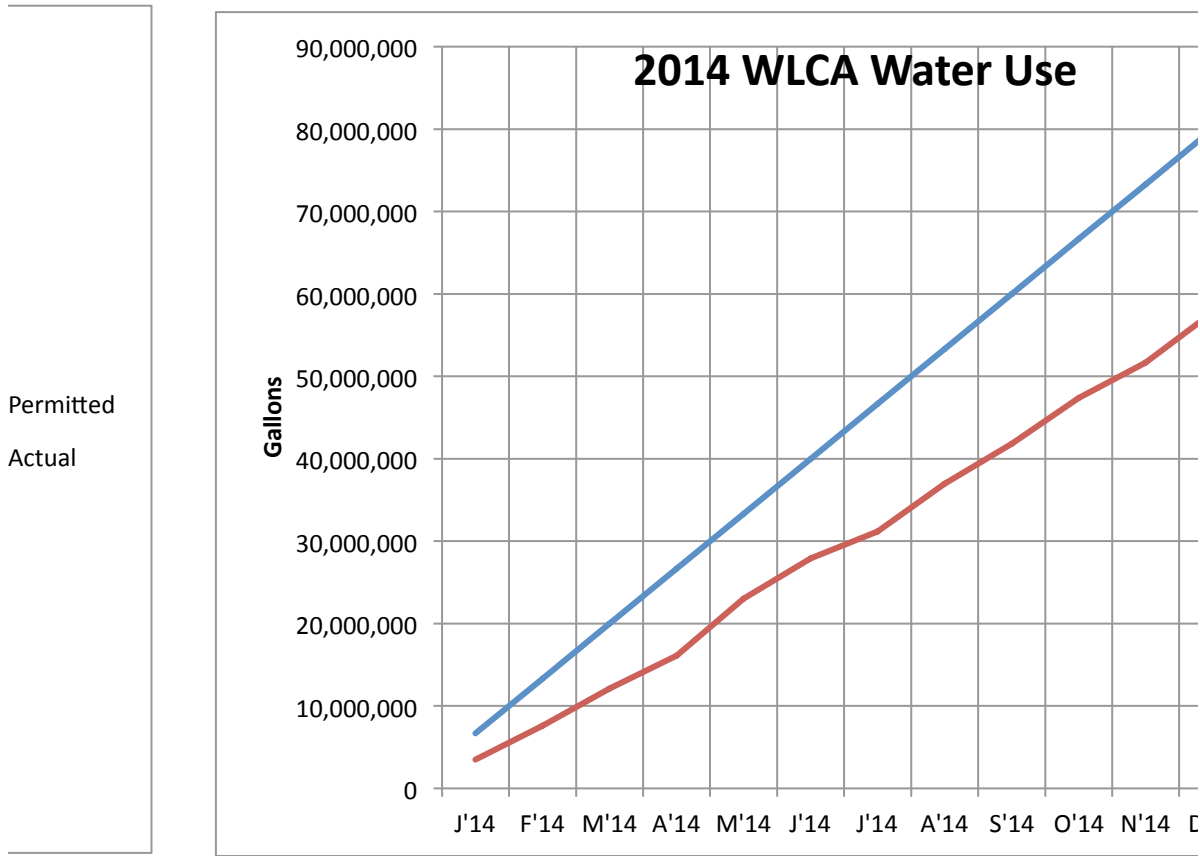
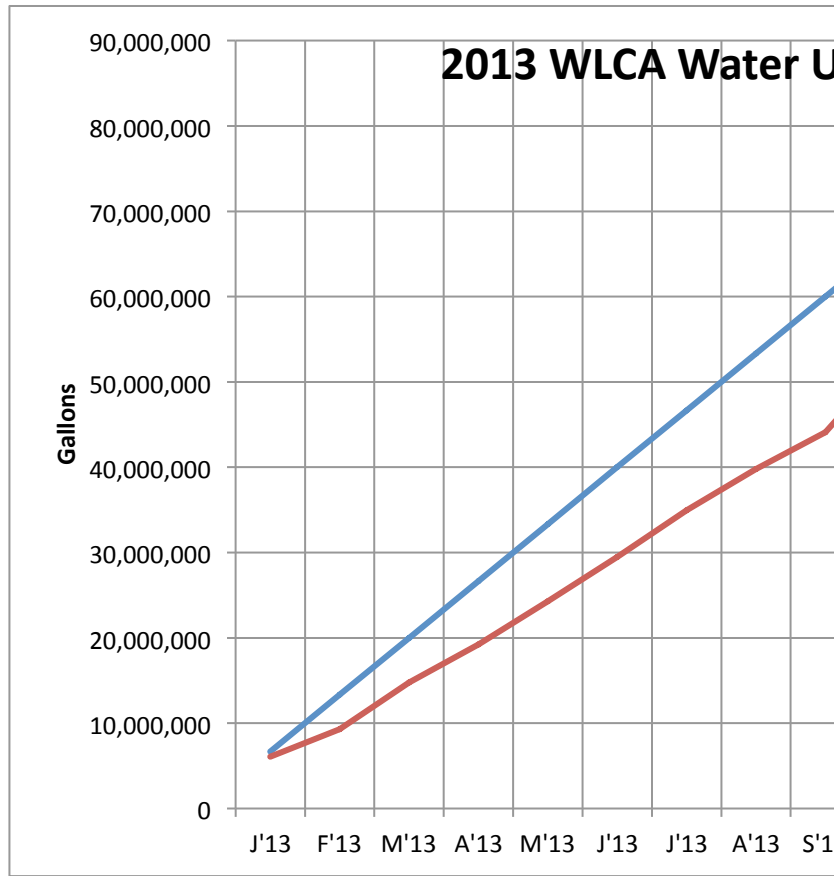
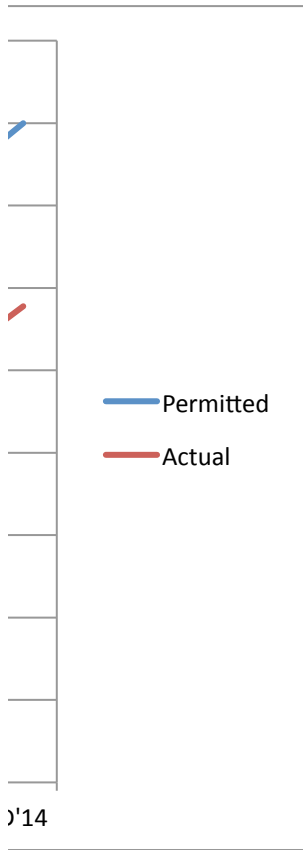


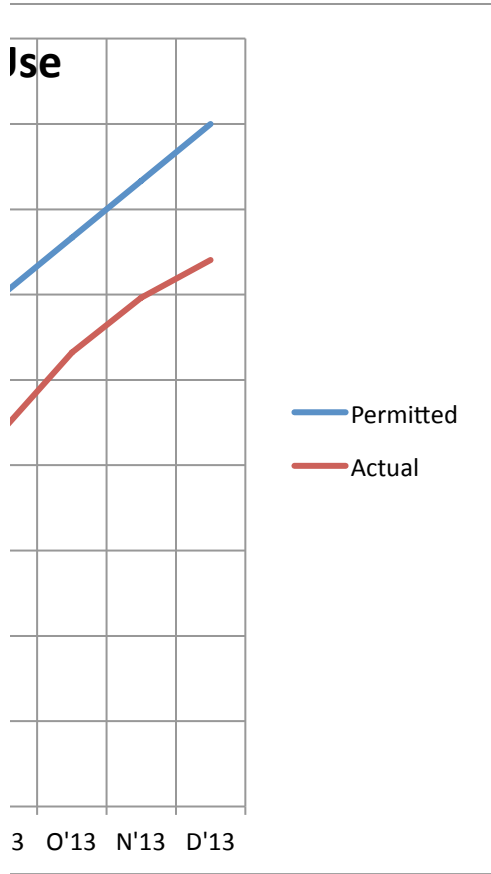
Month	Cumulative Permitted	Cumulative Actual	Monthly Actual	Monthly Permitted
J'15	6,666,667	5,862,000	5,862,000	6,666,667
F'15	13,333,333	9,989,000	4,127,000	6,666,667
M'15	20,000,000	13,017,000	3,028,000	6,666,667
A'15	26,666,667	17,325,000	4,308,000	6,666,667
M'15	33,333,333	23,294,000	5,969,000	6,666,667
J'15	40,000,000	26,422,000	3,128,000	6,666,667
J'15	46,666,667	32,160,000	5,738,000	6,666,667
A'15	53,333,333	35,179,000	3,019,000	6,666,667
S'15	60,000,000	37,784,000	2,605,000	6,666,667
O'15	66,666,667	43,305,000	5,521,000	6,666,667
N'15	73,333,333	51,605,000	8,300,000	6,666,667
D'15	80,000,000	55,370,000	3,765,000	6,666,667
Total			55,370,000	80,000,000
Average			4,614,167	6,666,667
Average/Permitted			69%	



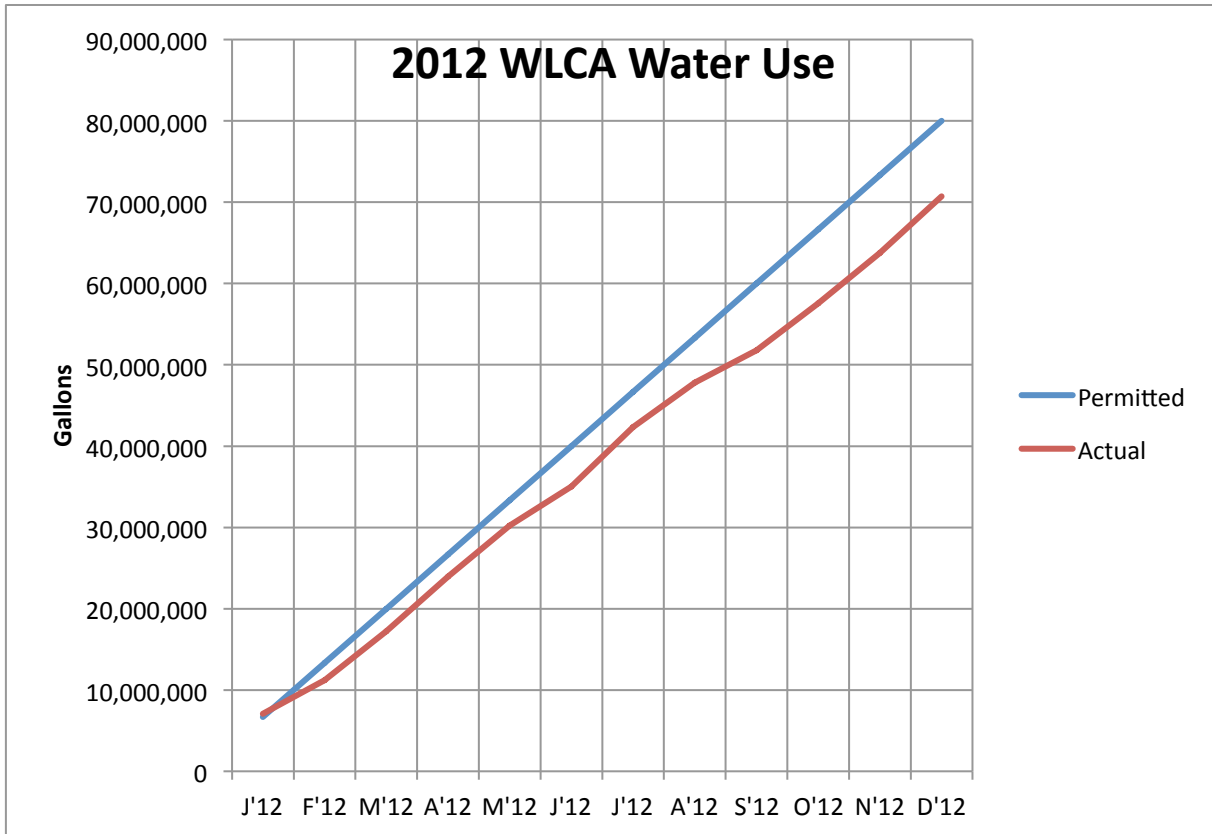
Monthly Actual	Month	Cumulative Permitted	Cumulative Actual	Monthly Actual
5,862,000	J'14	6,666,667	3,480,000	3,480,000
4,127,000	F'14	13,333,333	7,611,000	4,131,000
3,028,000	M'14	20,000,000	12,111,000	4,500,000
4,308,000	A'14	26,666,667	16,098,000	3,987,000
5,969,000	M'14	33,333,333	23,029,000	6,931,000
3,128,000	J'14	40,000,000	27,936,000	4,907,000
5,738,000	J'14	46,666,667	31,200,000	3,264,000
3,019,000	A'14	53,333,333	36,968,000	5,768,000
2,605,000	S'14	60,000,000	41,831,000	4,863,000
5,521,000	O'14	66,666,667	47,377,000	5,546,000
8,300,000	N'14	73,333,333	51,689,000	4,312,000
3,765,000	D'14	80,000,000	57,768,000	6,079,000
55,370,000				Total 57,768,000
				Average 4,814,000
				Average/Permitted 72%



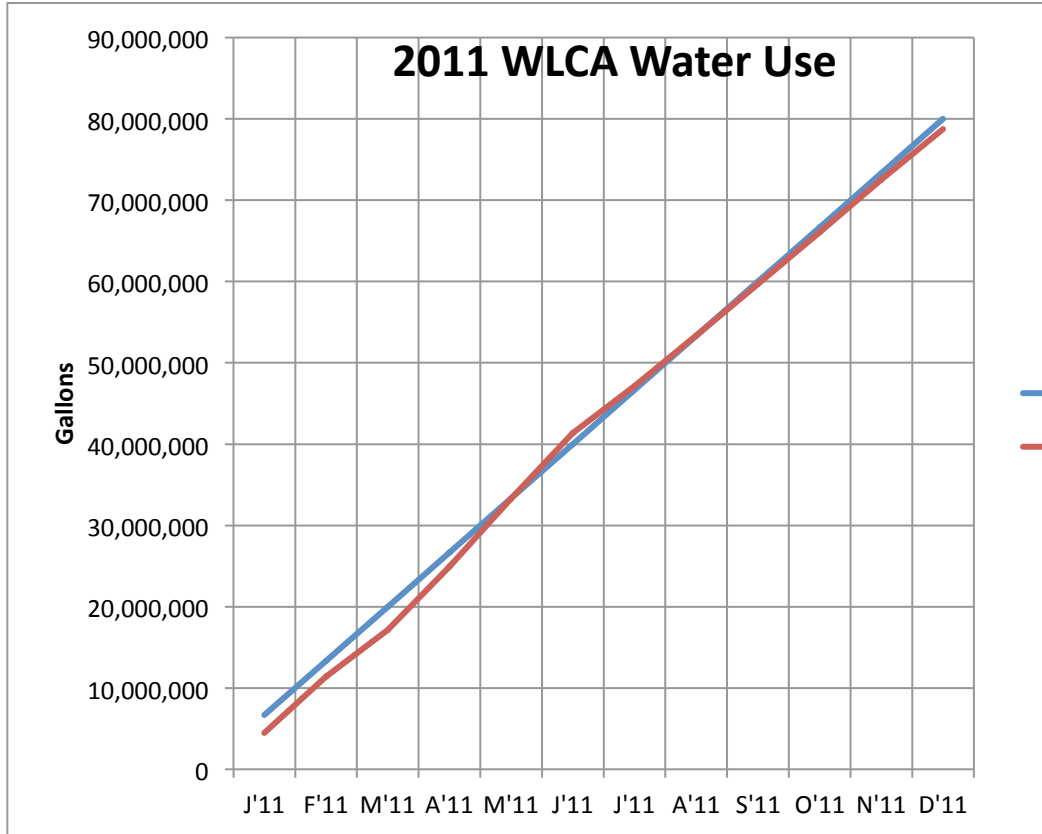
Monthly Permitted	Monthly Actual	Month	Cumulative Permitted	Cumulative Actual
6,666,667	3,480,000	J'13	6,666,667	6,063,000
6,666,667	4,131,000	F'13	13,333,333	9,278,000
6,666,667	4,500,000	M'13	20,000,000	14,762,000
6,666,667	3,987,000	A'13	26,666,667	19,238,000
6,666,667	6,931,000	M'13	33,333,333	24,317,000
6,666,667	4,907,000	J'13	40,000,000	29,491,000
6,666,667	3,264,000	J'13	46,666,667	34,966,000
6,666,667	5,768,000	A'13	53,333,333	39,803,000
6,666,667	4,863,000	S'13	60,000,000	44,118,000
6,666,667	5,546,000	O'13	66,666,667	53,215,000
6,666,667	4,312,000	N'13	73,333,333	59,623,000
6,666,667	6,079,000	D'13	80,000,000	64,039,000
80,000,000	57,768,000			
6,666,667				Total Average Average/Permitted



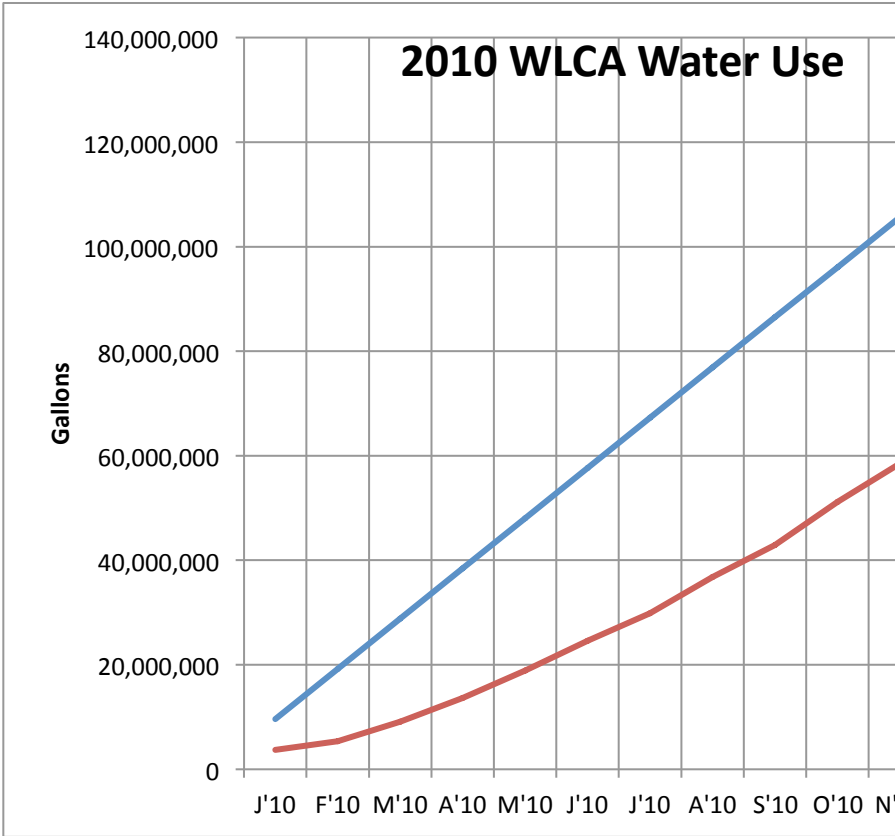
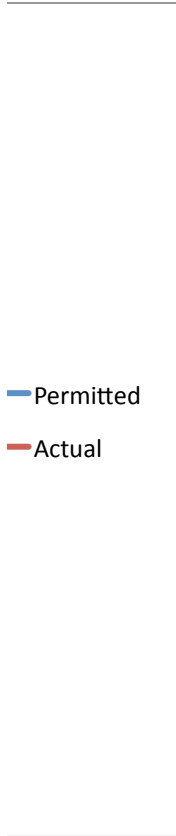
Monthly Actual	Monthly Permitted	Monthly Actual
6,063,000	6,666,667	6,063,000
3,215,000	6,666,667	3,215,000
5,484,000	6,666,667	5,484,000
4,476,000	6,666,667	4,476,000
5,079,000	6,666,667	5,079,000
5,174,000	6,666,667	5,174,000
5,475,000	6,666,667	5,475,000
4,837,000	6,666,667	4,837,000
4,315,000	6,666,667	4,315,000
9,097,000	6,666,667	9,097,000
6,408,000	6,666,667	6,408,000
4,416,000	6,666,667	4,416,000
64,039,000	80,000,000	64,039,000
5,336,583	6,666,667	
80%		



Month	Cumulative Permitted	Cumulative Actual	Monthly Actual	Monthly Permitted	Monthly Actual
J'12	6,666,667	7,076,000	7,076,000	6,666,667	7,076,000
F'12	13,333,333	11,188,000	4,112,000	6,666,667	4,112,000
M'12	20,000,000	17,219,000	6,031,000	6,666,667	6,031,000
A'12	26,666,667	23,944,000	6,725,000	6,666,667	6,725,000
M'12	33,333,333	30,205,000	6,261,000	6,666,667	6,261,000
J'12	40,000,000	35,023,000	4,818,000	6,666,667	4,818,000
J'12	46,666,667	42,328,000	7,305,000	6,666,667	7,305,000
A'12	53,333,333	47,826,000	5,498,000	6,666,667	5,498,000
S'12	60,000,000	51,783,000	3,957,000	6,666,667	3,957,000
O'12	66,666,667	57,583,000	5,800,000	6,666,667	5,800,000
N'12	73,333,333	63,762,000	6,179,000	6,666,667	6,179,000
D'12	80,000,000	70,722,000	6,960,000	6,666,667	6,960,000
Total			70,722,000	80,000,000	70,722,000
Average			5,893,500	6,666,667	
Average/Permitted			88%		



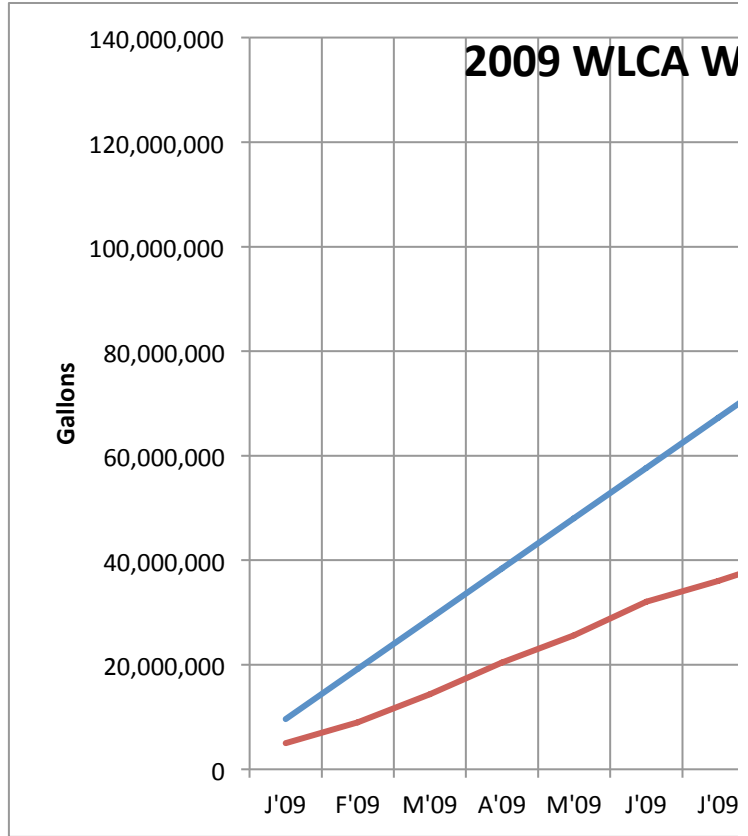
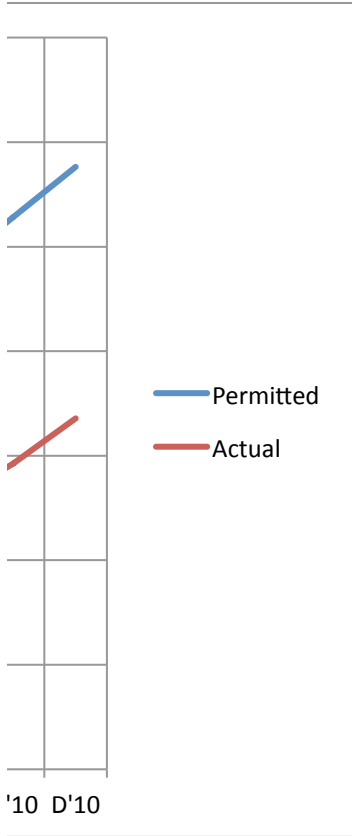
Month	Cumulative Permitted	Cumulative Actual	Monthly Actual	Monthly Permitted
J'11	6,666,667	4,460,000	4,460,000	6,666,667
F'11	13,333,333	11,408,000	6,948,000	6,666,667
M'11	20,000,000	17,144,000	5,736,000	6,666,667
A'11	26,666,667	24,941,000	7,797,000	6,666,667
M'11	33,333,333	33,296,000	8,355,000	6,666,667
J'11	40,000,000	41,352,000	8,056,000	6,666,667
J'11	46,666,667	47,160,000	5,808,000	6,666,667
A'11	53,333,333	53,361,000	6,201,000	6,666,667
S'11	60,000,000	59,703,000	6,342,000	6,666,667
O'11	66,666,667	66,092,000	6,389,000	6,666,667
N'11	73,333,333	72,524,000	6,432,000	6,666,667
D'11	80,000,000	78,739,000	6,215,000	6,666,667
Total			78,739,000	80,000,000
Average			6,561,583	6,666,667
Average/Permitted			98%	



Monthly Actual
4,460,000
6,948,000
5,736,000
7,797,000
8,355,000
8,056,000
5,808,000
6,201,000
6,342,000
6,389,000
6,432,000
6,215,000
78,739,000

Month	Cumulative Permitted	Cumulative Actual
J'10	9,608,333	3,695,000
F'10	19,216,667	5,356,000
M'10	28,825,000	9,129,000
A'10	38,433,333	13,632,000
M'10	48,041,667	18,918,000
J'10	57,650,000	24,626,000
J'10	67,258,333	29,863,000
A'10	76,866,667	36,777,000
S'10	86,475,000	42,905,000
O'10	96,083,333	51,171,000
N'10	105,691,667	58,497,000
D'10	115,300,000	67,160,000

	Monthly Actual
3,695,000	
1,661,000	
3,773,000	
4,503,000	
5,286,000	
5,708,000	
5,237,000	
6,914,000	
6,128,000	
8,266,000	
7,326,000	
8,663,000	
Total 67,160,000	
Average 5,596,667	
Average/Permitted 58%	

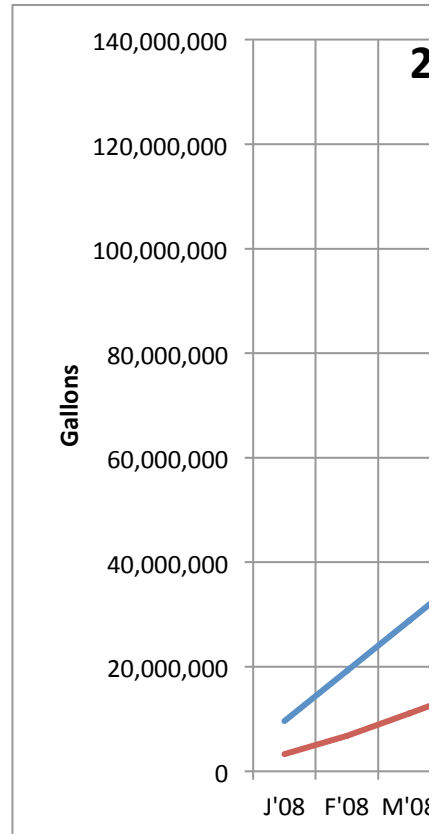
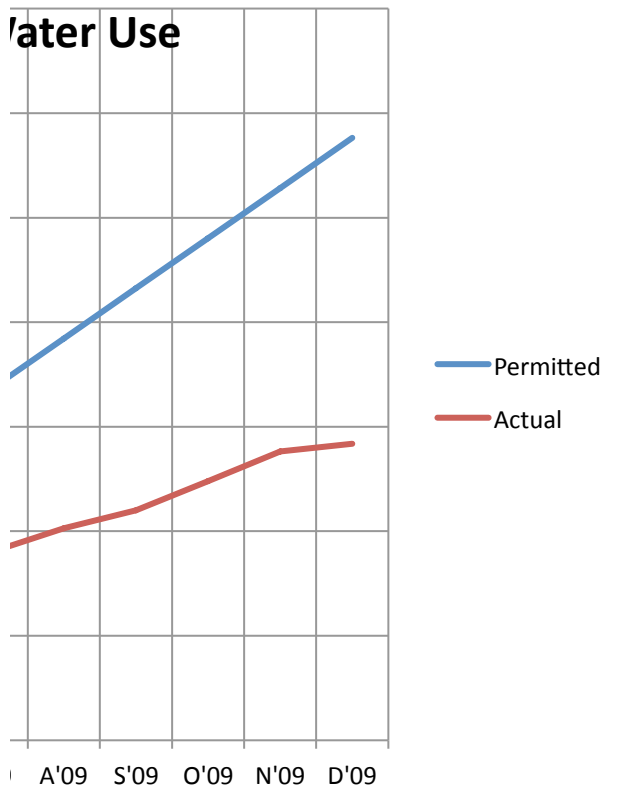


Monthly Permitted	Monthly Actual
9,608,333	3,695,000
9,608,333	1,661,000
9,608,333	3,773,000
9,608,333	4,503,000
9,608,333	5,286,000
9,608,333	5,708,000
9,608,333	5,237,000
9,608,333	6,914,000
9,608,333	6,128,000
9,608,333	8,266,000
9,608,333	7,326,000
9,608,333	8,663,000
115,300,000	67,160,000
9,608,333	

Month	Cumulative Permitted	Cumulative Actual
J'09	9,608,333	4,984,000
F'09	19,216,667	8,989,000
M'09	28,825,000	14,401,000
A'09	38,433,333	20,414,000
M'09	48,041,667	25,612,000
J'09	57,650,000	32,089,000
J'09	67,258,333	36,076,000
A'09	76,866,667	40,595,000
S'09	86,475,000	44,017,000
O'09	96,083,333	49,598,000
N'09	105,691,667	55,247,000
D'09	115,300,000	56,731,000

Total
Average
Average/Permitted

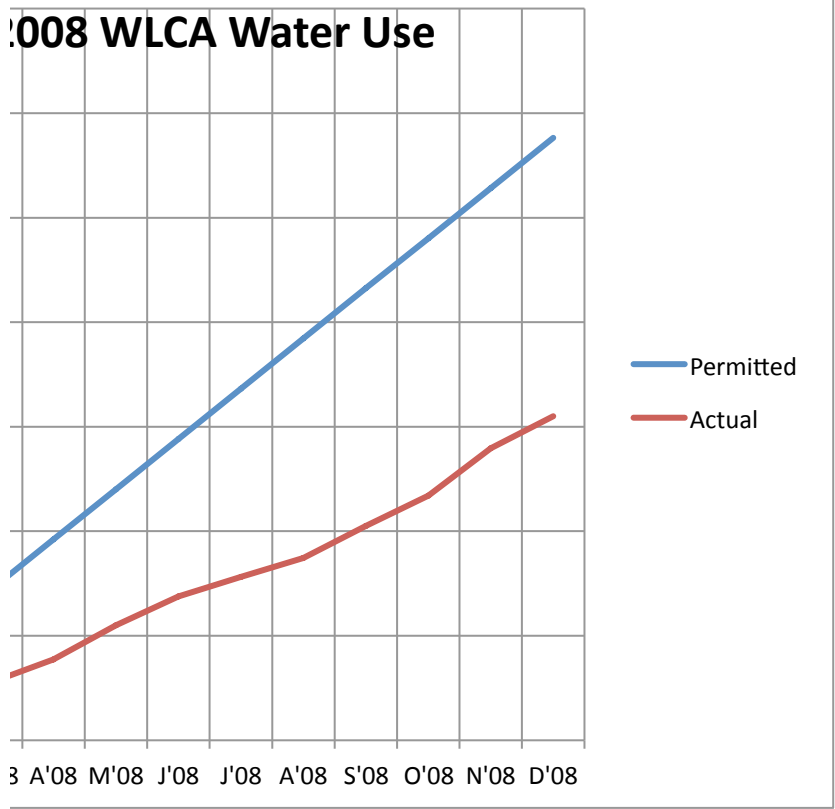
Water Use



Monthly Actual	Monthly Permitted	Monthly Actual
4,984,000	9,608,333	4,984,000
4,005,000	9,608,333	4,005,000
5,412,000	9,608,333	5,412,000
6,013,000	9,608,333	6,013,000
5,198,000	9,608,333	5,198,000
6,477,000	9,608,333	6,477,000
3,987,000	9,608,333	3,987,000
4,519,000	9,608,333	4,519,000
3,422,000	9,608,333	3,422,000
5,581,000	9,608,333	5,581,000
5,649,000	9,608,333	5,649,000
1,484,000	9,608,333	1,484,000
56,731,000	115,300,000	56,731,000
4,727,583	9,608,333	
49%		

Month	Cumulative Permitted	Cumulative Actual
J'08	9,608,333	3,264,000
F'08	19,216,667	6,760,000
M'08	28,825,000	11,082,000
A'08	38,433,333	15,486,000
M'08	48,041,667	22,011,000
J'08	57,650,000	27,527,000
J'08	67,258,333	31,273,000
A'08	76,866,667	34,904,000
S'08	86,475,000	40,997,000
O'08	96,083,333	46,814,000
N'08	105,691,667	55,897,000
D'08	115,300,000	61,986,000

2008 WLCA Water Use



	Monthly Actual	Monthly Permitted	Monthly Actual
	3,264,000	9,608,333	3,264,000
	3,496,000	9,608,333	3,496,000
	4,322,000	9,608,333	4,322,000
	4,404,000	9,608,333	4,404,000
	6,525,000	9,608,333	6,525,000
	5,516,000	9,608,333	5,516,000
	3,746,000	9,608,333	3,746,000
	3,631,000	9,608,333	3,631,000
	6,093,000	9,608,333	6,093,000
	5,817,000	9,608,333	5,817,000
	9,083,000	9,608,333	9,083,000
	6,089,000	9,608,333	6,089,000
Total	61,986,000	115,300,000	61,986,000
Average	5,165,500	9,608,333	
Average/Permitted	54%		